

October 2024 Admission

Iwate University Graduate School of Arts and Sciences Master's Program Division of Agriculture Application Guidelines

**General Entrance Examination
Entrance Examination for Working People
Entrance Examination for International Students**

Schedule

Preliminary application qualification screening (for those who meet relevant criteria)	June 12 - June 14, 2024
Application submission period	July 12 - July 17, 2024
Examination	August 21 - August 22, 2024 Note: Entrance Examination for Working People and International Students is on August 22, 2024, only.
Admission decisions announced	September 5, 2024

Iwate University

Table of Contents

I. Admission Policies for the Graduate School of Arts and Sciences, Division of Agriculture (Master's Program)	1
II. General Entrance Examination	2
1. Number of students to be admitted	
2. Application qualification	
3. Individual application qualification screening	
4. Application procedures	
5. Selection method	
6. Announcement of admission decisions	
7. Disclosure of examinations and results	
III. Entrance Examination for Working People	6
1. Purpose of the Entrance Examination for Working People	
2. Number of students to be admitted	
3. Application qualification	
4. Individual application qualification screening	
5. Application procedure	
6. Selection method	
7. Announcement of admission decisions	
8. Special measures for education methods	
IV. Entrance Examination for International Students	9
1. Number of students to be admitted	
2. Application qualification	
3. Individual application qualification screening	
4. Application procedures	
5. Selection method	
6. Announcement of admission decisions	
○ Course subjects	13
V. Summary of Registration Procedure	14
VI. Extended Enrollment System	14
VII. Personal Information Management	14
VIII. Preliminary Consultation for Applicants with Disabilities	15
IX. Inquiries	15
X. Electronic Processing Card and Example	17
○ Instructors' fields of specialization	19

I. Admission Policies for the Graduate School of Arts and Sciences, Division of Agriculture (Master's Program)

Graduate School of Arts and Sciences (Master's Program)

The aim of the Graduate School of Arts and Sciences is to develop human resources who can use their expertise in the natural sciences, the humanities, and the social sciences, etc., to create new value from a broad perspective, unrestricted by boundaries between the humanities and the sciences, and contribute to the resolution of both local and global issues and create a sustainable society. Successful applicants are selected based on the admission policies established by the individual major program in accordance with the Diploma Policy and the Curriculum Policy.

Division of Agriculture

1. Capacity development

The Division of Agriculture aims to equip students with the qualities required for starting innovation in the field of agriculture by furthering education and research in agriculture, life sciences, and especially agriculture in cold regions.

2. Expected qualities

We seek applicants who have the following abilities and traits.

- i. Knowledge, skills, and understanding
 - Have specialized basic academic skills and language skills in the field of plant-biosciences, biological chemistry and food sciences, and animal sciences.
- ii. Ability to think, make judgements, and express oneself
 - Have research ethics and presentation skills in the field of agriculture and life sciences.
- iii. Interest and willingness
 - Have interest in cutting-edge research and elucidating the functions of biological resources in the field of agriculture and life sciences and are motivated to share the resulting research achievements with the rest of the world.
- iv. Independence and cooperative attitude
 - Are independent and have a cooperative attitude toward resolving issues related to food security and human wellness.

3. Expected academic quality

Have foundational knowledge and skills pertaining to agriculture and life sciences.

4. Basic policy for selecting students

(1) General Entrance Examination

Written examinations will be given to evaluate "knowledge, skills, and understanding" as well as "the ability to think, make judgements, and express oneself." Oral examinations will be given to evaluate "knowledge, skills, and understanding," "the ability to think, make judgements, and express oneself," "interest and willingness", and "independence and cooperative attitude," and application documents screening for "knowledge, skills, and understanding" and "interest and willingness."

(2) Entrance Examination for Working People

Oral examinations will be given to evaluate "knowledge, skills, and understanding," "the ability to think, make judgements, and express oneself," "interest and willingness", and "independence and cooperative attitude," and application documents screening for "knowledge, skills, and understanding" and "interest and willingness."

If deemed necessary, "knowledge, skills, and understanding" of foreign languages will be evaluated as part of written examinations.

(3) Entrance Examination for International Students

Oral examinations and presentation examination will be given to evaluate "knowledge, skills, and understanding," "the ability to think, make judgements, and express oneself," "interest and willingness," and "independence and cooperative attitude," and application documents screening for "knowledge, skills, and understanding" and "interest and willingness."

Examinations methods and components of evaluation

		Knowledge, skills, and understanding	Ability to think, make judgements, and express oneself	Interest and willingness	Independence and cooperative attitude	Remarks
General Entrance Examination	Written examination	✓	✓			
	Oral examination	✓	✓	✓	✓	
	Application documents	✓		✓		
Entrance Examination for Working People	Written examination	(✓)	(✓)			*
	Oral examination	✓	✓	✓	✓	
	Application documents	✓		✓		
Entrance Examination for International Students	Oral examination	✓	✓	✓	✓	
	Presentation examination	✓	✓	✓	✓	
	Application documents	✓		✓		

* If deemed necessary, foreign language written examinations may be given.

II. General Entrance Examination

1. Number of students to be admitted

Graduate Course	Number of students to be admitted
Graduate Course in Plant-biosciences	Open-ended
Graduate Course in Biological Chemistry and Food Sciences	
Graduate Course in Animal Sciences	

*See the table on page 13 for further details of fields of specialization in each graduate course.

2. Application qualification

Applicants must meet any of the following criteria:

- (1) Have graduated from a university or college stipulated in Section 1, Article 83 of the School Education Act; or are expected to graduate by September 2024
- (2) Were conferred a bachelor's degree by the National Institution for Academic Degrees and Quality Enhancement of Higher Education in accordance with Section 7, Article 104 of the School Education Act; or are expected to be conferred such a degree by September 2024
- (3) Have completed 16 years of school education overseas; or are expected to complete such a program by September 2024
- (4) Have completed 16 years of overseas school education by taking a correspondence course offered in Japan by an overseas school; or are expected to complete such a program by September 2024
- (5) Have completed a curriculum in an educational institution in Japan with curricula of an overseas university (only if completion of such curricula corresponds to completion of 16 years of school education in the pertinent country), which is regarded as an institution in line with the pertinent country's education system and is designated by the Minister of Education, Culture, Sports, Science and Technology-Japan; or are expected to complete such a curriculum by September 2024
- (6) Have earned a bachelor's degree (or its equivalent) or expect to do so by September 2024, through completion of a course of study that is no less than three years in length (including courses of study completed in Japan by taking distance learning classes offered by the relevant foreign school and courses of study completed at an educational facility that is part of the relevant foreign country's educational system and which has been designated by the Minister of Education, Culture, Sports, Science and Technology as having the foreign university's program in Japan) at a foreign university or other foreign school (only those for which the overall status of education and research activities, etc., has been evaluated by a party certified by the government of that foreign country or a related organization, or the equivalent to such, as designated separately by the Minister of Education, Culture, Sports, Science and Technology)
- (7) Have completed a post-secondary course at a specialized training college stipulated by the Minister of Education, Culture, Sports, Science and Technology-Japan (only schools that meet standards stipulated by the Minister, such as requirement of four or more years for graduation), after the date designated by the Minister; or are expected to complete such a course by September 2024
- (8) Are designated by the Minister of Education, Culture, Sports, Science and Technology-Japan (Ministerial Announcement No. 5, Ministry of Education, Science, Sports and Culture-Japan, 1953 [designation of those who are recognized as having scholastic abilities equivalent to or higher than college graduates in relation to the admission to courses for graduate in graduate schools and universities])
- (9) Are recognized by the Division of Agriculture as having acquired designated credits with excellent records, and meeting any of the following criteria:
 - (i) Have enrolled for three or more years in a university or college stipulated in Section 1, Article 83 of the School Education Act
 - (ii) Have completed 15 years of education in an overseas school
 - (iii) Have completed 15 years of overseas school education by taking a correspondence course offered in Japan by an overseas school
 - (iv) Have completed a curriculum in an educational institution in Japan with curricula of an overseas university (only if completion of such curricula corresponds to completion of 15 years of school education in the pertinent country), which is regarded as an institution in line with the pertinent country's education system and is designated by the Minister of Education, Culture, Sports, Science and Technology
- (10) Are recognized by the Division of Agriculture on the basis of individual application qualification screening that they have scholastic abilities equivalent to or higher than college graduates and will be 22 years old or older by September 30, 2024 (must be born on or before April 1, 2002).

*Those who have completed university education in a country in which formal education ending with graduation from a university is less than 16 years in length and whom item (6) does not apply to are subject to the individual application qualification screening in (10).

*Those who intend to apply under item (9) or (10) should refer to "3. Individual application qualification screening."

3. Individual application qualification screening

- (1) Those who intend to apply under item (9) or (10) should submit the documents described in item (3) together with the **Request Form for the Authorization of Application Qualification** (designated form) for preliminary review.

***Please request the Request Form for the Authorization of Application Qualification from the Admissions Office, Student Services Department, Iwate University.**

- (2) Item (9) of "Application qualification" applies to those who meet the following criteria:

(i) Enrollment period as of the end September 2024

Those who have enrolled in their institution for three or more years as of the end of September 2024. The period of temporary leave should not be included in the period of enrollment.

(ii) Acquired credits at the time of application

Those who have earned or expect to earn over 4/5 of the credits required for graduation at their current college/university.

(iii) Academic records at the time of application

Those who have received grades of 80/100 or higher in 9/10 of the credits earned.

Note 1: Even after passing the entrance examination, admission will not be permitted if it is confirmed by the end of September 2023 that the above-mentioned criteria have not been met.

Note 2: Those granted admission through individual application qualification screening cannot have undergraduate student status and must start graduate school after forfeiting their undergraduate status. This means that they will not be able to take any qualification examinations in which "graduation from universities/colleges" is stipulated as a requirement.

(3) Documents to be submitted

Category	Documents to be submitted	
Application qualification (9)	Statement of reasons (in any format)	State reasons for application and preferred field of specialization.
	A letter of recommendation from a supervisor, etc.	Must be sealed.
	Certificate of Enrollment or Certificate of Enrollment Period	The admission date to your college/university must be stated.
	Transcripts	Must be sealed.
	Document that verifies the course registration criteria and course contents	Submit if you are not currently a student of Iwate University.
Application qualification (10)	Diploma or Certificate of Enrollment	The admission date to your college/university/school must be stated.
	Transcripts	Must be sealed.
	Document that verifies your research history, or Certificate of Employment	Must be prepared by your immediate superior at your company.
	Other	Other documents may be requested as needed.

***1 Original certificates must be submitted. Failure to submit the original will result in a rejection of your application.**

***2 If the transcript/diploma/certificate is in a language other than Japanese, please attach a Japanese translation.**

(4) Document submission period and address

(i) Application submission period: From June 12 to June 14, 2024

(ii) Submit to: Admissions Office, Student Services Department, Iwate University
3-18-8 Ueda, Morioka, Iwate 020-8550, Phone: +81-(0)19-621-6064

*If mailing, the application must be sent as **Express Registered Mail** and have "**Enclosed: Request Form for the Authorization of Application Qualification for the Master's Program of the Graduate School of Arts and Sciences, Division of Agriculture**" written on the envelope in red ink.

*Screening results will be reported to the applicants by July 10, 2024. Those who have been certified need to complete the application procedure within the designated period.

(5) Applicants might be asked to come to the university for the screening.

4. Application procedure

(1) Application method

Applicants should prepare the application documents specified in (4), etc., and submit them to the University by mail or in person.

If mailing, the application must be sent as **Express Registered Mail** and have "**Enclosed: General Entrance Examination, Application Documents for the Master's Program of the Graduate School of Arts and Sciences, Division of Agriculture**" written on the envelope in red ink.

(2) Submit to: Admissions Office, Student Services Department, Iwate University
3-18-8 Ueda, Morioka, Iwate 020-8550, Phone: +81-(0)19-621-6064

(3) Application submission period

From July 12 to July 17, 2024

*If submitting in person, applications are accepted from 9 a.m. to 4 p.m.

(4) Application documents

Admission Application Form	Please fill out a designated form.
Electronic Processing Card	Read the instructions and the example starting on page 16 before filling out the card. The card must not be folded or bent and must be free from marks or stains since it will be processed electronically.
Photo Sheet, Examination Admission Slip, Entrance Examination Fee Receipt Sheet	Affix your photo (4cm long, 3cm wide) to the Photo Sheet. Applicants are required to fill out the area framed in thick lines. Pay the entrance examination fee of 30,000 yen (bank transfer fee will be separately charged) at the counter of Japan Post Bank or post office by using the enclosed Payment Handling Slip. (Do not pay via ATM.) After the bank transfer, make sure that the "Certificate of Bank Transfer Reception (Customer's Copy)" has been date-stamped, and affix the Certificate to the designated area.

	<p>The entrance examination fee will not be refunded for any reason after the application documents have been received.</p> <p>The entrance examination fee will not be collected from foreign students who are receiving scholarships from the Japanese government, so make sure to attach the Certificate of Government-Sponsored Foreign Student.</p> <p>Note: See "(6) Examination fee waiver" for the examination fee in the area that the Disaster Relief Act applies to.</p>
Transcripts	<p>Transcripts prepared and sealed by the dean of the institution that the applicant attended. Transcripts issued by the certificate issuing machine at the institution that the applicant attended need not be sealed.</p> <p>If they are in a language other than Japanese, please attach a Japanese translation.</p> <p>*Original certificates must be submitted. Failure to submit the original will result in a rejection of your application.</p>
Diploma/Certificate of Completion or Certificate of Expected Graduation/Completion	<p>The Diploma or Certificate from the institution you attended is required. If it is in a language other than Japanese, please attach a Japanese translation.</p> <p>*Original certificates must be submitted. Failure to submit the original will result in a rejection of your application.</p>
Certificate of Bachelor's Degree Conferred or Certificate of Application for the Bachelor's Degree Conferment	<p>Those applying under item (2) need to submit one of the following:</p> <p>(i) Certificate of Degree Conferred</p> <p>(ii) Certificate of Acceptance of Application for Degree Conferred, or a certificate (any format) which clearly indicates that the applicant is "currently applying (or slated for applying) for the degree conferred by the National Institution for Academic Degrees and Quality Enhancement of Higher Education," prepared by the president or principal of the institution you attended.</p> <p>*Original certificates must be submitted. Failure to submit the original will result in a rejection of your application.</p>
JLPT certificate of result and scores to prove N1 or N2 level or the EJU examination test voucher. (Only for non-Japanese applicants who select Japanese language for the foreign language examination)	<p>Foreign applicants who choose Japanese as a foreign language must submit a "Certificate of Results of JLPT N1 or N2" or a copy of the examination voucher of Examination for Japanese University Admission for International Students (EJU) taken within two years before the date of entrance examination. (See "(2) Written examination" in "5. Selection method" on page 5.)</p> <p>*We will return the original copy with an examination admission slip to you. The original copy might be folded depending on its size. If you want to avoid this, please enclose a self-addressed stamped envelope.</p> <p>*If there is any doubt about the certificate or score report, the university will check with the issuing organization.</p>
Certificate of Residence (Non-Japanese applicants only)	<p>Non-Japanese applicants are required to submit a Certificate of Residence (a document that clearly shows the individual's status of residence that does not show the "Individual Number" on your My Number card). In addition, applicants living outside of Japan are required to submit either a copy of the passport page that details your identity, an extract of the family register from your home country or a certificate of citizenship.</p>
Return Envelope for Sending Your Examination Admission Slip	<p>Write your address on the designated envelope and affix a 344-yen stamp (express delivery fee).</p> <p>*Please note that when postage rates are revised, postage stamps will be required for the revised rates.</p>
Label Slip	<p>Please fill out a designated form.</p>
Other Documents	<p>Those who have been certified by the individual application qualification screening should submit a copy of the certificate.</p> <p>Application Form for Examination Fee Waiver and all the accompanying documents must be submitted when applying for the fee waiver.</p>

(5) Please be aware that:

- (i) After receipt of your application documents, changes in entries will not be accepted for any reason. Application documents will not be returned.
- (ii) Flawed application documents will not be accepted for any reason.
- (iii) **Before applying, make sure you consult an instructor in the field of specialization you wish to join.** Contact the Admissions Office, Student Services Department, Iwate University (+81-(0)19-621-6064) for their contact information.
- (iv) Promptly contact the office if personal information such as address has changed after submitting the application.
- (v) Admission may be cancelled if any false information is found in the application documents.

(6) Examination fee waiver

In application of the Disaster Relief Act, Iwate University will waive the examination fee for disaster victims to prevent financial hardship from being a deterrent to those wishing to go to graduate school. The Examination Fee Waiver Request should be made at the same time as the application procedure. For details on the application procedure, etc., please check the university website: <https://www.iwate-u.ac.jp/admission/index.html>

5. Selection method

(1) The selection of enrollees will be assessed comprehensively according to the results of the written examination, oral examination, and screening of documents.

(2) Written examination

(i) Foreign language

Please take the English examination. Non-Japanese applicants (*1) must choose either "English" or "Japanese" at the time of application (*2) Dictionaries are not allowed.

*1: Non-Japanese nationals who have graduated from or completed Japanese high school or the equivalent, have graduated from a university in Japan, or are expected to graduate, and/or have permanent residence in Japan are treated in the same way as Japanese applicants.

*2: Non-Japanese applicants who chose Japanese language must submit either (i) or (ii) below at the time of application (The Division of Agriculture does not offer the division-specific Japanese examination)

(i) An original copy of the "Japanese-Language Proficiency Test Certificate of Result and Scores" that verifies that the applicant has passed N1 or N2 level of the Japanese-Language Proficiency Test (JLPT) given by the Japan Educational Exchanges and Services or the Japan Foundation. The certificate must be for a JLPT test taken within two years of the entrance examination day.

(ii) A copy of the examination voucher of the EJU administered by JASSO within two years before the date of the entrance examination, in which the total score of "Listening Comprehension/Listening and Reading Comprehension" and "Writing" in Japanese were both above average (JASSO will confirm the scores with JASSO and confirm that the average score is above average). (The University will confirm that the scores are above the average by confirming the results with the Japan Student Services Organization.)

Note: Documents that verify the test results or score must be submitted before the deadline of the application. Please check the above-mentioned test schedule well in advance.

(ii) Specialized subject (see the list on page 13)

Select one from the specialized subjects (field of specialization) in the preferred Graduate Course when you apply.

(3) Examination dates, times, and venues

Date	Time	Examination type	Place
August 21, 2024	1:00 p.m. - 3:00 p.m.	Foreign language	Faculty of Agriculture, Iwate University
	3:30 p.m. - 5:00 p.m.	Specialized subject	
August 22, 2024	1:30 p.m. -	Oral examination	

*Please gather at the Faculty of Agriculture no later than 15 minutes before the examination starts (there will be a sign near the entrance of the Faculty of Agriculture).

*You will be allowed to take the examination only if you arrive within 30 minutes past the start time. However, the allotted examination time (excepting that of the interview) will not be extended.

(4) Allocation of points for a written examination

Course name	Foreign language	Specialized subject	Total
Graduate Course in Plant-biosciences Graduate Course in Biological Chemistry and Food Sciences Graduate Course in Animal Sciences	100	100	200

6. Announcement of admission decisions

Admission acceptance letters will be sent by mail to applicants that have been admitted; the examinees' numbers will also be announced as follow:

Time and date	1 p.m., September 5, 2024
Place	Iwate University website (https://www.iwate-u.ac.jp/)

*Individual inquiries on admission decisions will not be answered.

7. Disclosure of examinations and results

The Division of Agriculture discloses its entrance examinations for the past two years as needed.

The 2025 entrance examination (including for the October 2024 admission) results are disclosed in the following ways:

(i) Recipients of the disclosure: limited to the examinee only

(ii) Period of disclosure: May 1 to May 31, 2025

*Please note that this is limited to from 9 a.m. to 4 p.m. on weekdays only (holidays not included).

(iii) Process for requesting disclosure: Examinees must come to the university (Admissions Office, Student Services Department) and present his or her examination admission slip.

(iv) Contents of the disclosure: The examination results for the subjects that the examinee took (except for oral examinations)

(v) Disclosure method: Results available for viewing.

Contact the Admissions Office, Student Services Department, Iwate University for detail.

III. Entrance Examination for Working People

1. Purpose of the Entrance Examination for Working People

With the rapid development of scientific technologies and socio-economic development, public and private workers are even more eager to study at a university in order to gain advanced academic knowledge or skills. Enhancing knowledge and skills through experiences at work after graduating from a university leads to not only self-development as a working person but also the further revitalization of their workplace. We hope this will help realize the highly educational society that Japan aims to be. Thus, the Division accepts applications from working people who share our ambition to make this happen.

2. Number of students to be admitted

Graduate Course	Number of students to be admitted
Graduate Course in Plant-biosciences	Open-ended
Graduate Course in Biological Chemistry and Food Sciences	
Graduate Course in Animal Sciences	

*See the table on page 13 for further details of fields of specialization in each graduate course.

3. Application qualification

The applicant must meet one of the following qualifications and have at least two years of working experiences at an education institution, public office, private company or their own business.

- (1) Have graduated from a university or college stipulated in Section 1, Article 83 of the School Education Act
- (2) Were conferred a bachelor's degree by the National Institution for Academic Degrees and Quality Enhancement of Higher Education in accordance with Section 7, Article 104 of the School Education Act
- (3) Have completed 16 years of education in an overseas school
- (4) Have completed 16 years of overseas school education by taking a correspondence course offered in Japan by an overseas school
- (5) Have completed a foreign university curriculum (only if completion of the curriculum is treated as completion of 16 years of school education in said foreign country) in Japan at an educational facility that has been accredited as having an approved curriculum under the educational system of said country and is so designated by the Minister of Education, Culture, Sports, Science and Technology.
- (6) Have earned a bachelor degree (or its equivalent) through completion of a course of study that is no less than three years in length (including courses of study completed in Japan by taking distance learning classes offered by the relevant foreign school and courses of study completed at an educational facility that is part of the relevant foreign country's educational system and which has been designated by the Minister of Education, Culture, Sports, Science and Technology as having the foreign university's program in Japan) at a foreign university or other foreign school (only those for which the overall status of education and research activities, etc., has been evaluated by a party certified by the government of that foreign country or a related organization, or the equivalent to such, as designated separately by the Minister of Education, Culture, Sports, Science and Technology)
- (7) Have completed a post-secondary course at a specialized training college stipulated by the Minister of Education, Culture, Sports, Science and Technology-Japan (only schools that meet the standards stipulated by the Minister, such as a requirement of four or more years for graduation), after the date designated by the Minister.
- (8) Are designated by the Minister of Education, Culture, Sports, Science and Technology-Japan (Ministerial Announcement No. 5, Ministry of Education, Science, Sports and Culture-Japan, 1953 [designation of those who are recognized as having scholastic abilities equivalent to or higher than college graduates in relation to the admission to courses for graduate in graduate schools and universities])
- (9) Are recognized by the Division of Agriculture on the basis of individual application qualification screening that they have scholastic abilities equivalent to or higher than college graduates and will be 22 years old or older by September 30, 2024 (must be born on or before October 1, 2002).

*Those who intend to apply under item (9) should refer to "4. Individual application qualification screening."

4. Individual application qualification screening

- (1) Those who intend to apply under item (9) should submit the documents described in (2) together with the **Request Form for the Authorization of Application Qualification** (designated form) for preliminary review.

***Please request the Form from the Admissions Office, Student Services Department, Iwate University.**

- (2) Documents to be submitted

	Documents to be submitted
Diploma or Certificate of Enrollment	The admission date to your college/university/school must be stated.
Transcripts	Must be sealed.
Document that verifies your research history, or Certificate of Employment	Must be prepared by your immediate superior at your company.
Other	Other documents may be requested as needed.

***1 Original certificates must be submitted. Failure to submit the original will result in a rejection of your application.**

***2 If the transcript/diploma/certificate is in a language other than Japanese, please attach a Japanese translation.**

- (3) Document submission period and address
- (i) Application submission period
From June 12 to June 14, 2024
- (ii) Submit to: Admissions Office, Student Services Department, Iwate University
3-18-8 Ueda, Morioka, Iwate 020-8550, Phone: +81-(0)19-621-6064
- *If mailing, the application must be sent as **Express Registered Mail** and have "**Enclosed: Request Form for the Authorization of Application Qualification for the Master's Program of the Graduate School of Arts and Sciences, Division of Agriculture**" written on the envelope in red ink.
- *Screening results will be reported to the applicants by July 10, 2024. Those who have been certified need to complete the application procedure within the designated period.
- (4) Applicants might be asked to come to the university for the screening.

5. Application procedure

- (1) Application method
Applicants should prepare the application documents specified in (4), etc., and submit them to the University by mail or in person. If mailing, the application must be sent as **Express Registered Mail** and have "**Enclosed: Entrance Examination for Working People, Application Documents for the Master's Program of the Graduate School of Arts and Sciences, Division of Agriculture**" written on the envelope in red ink.
- (2) Submit to: Admissions Office, Student Services Department, Iwate University
3-18-8 Ueda, Morioka, Iwate 020-8550, Phone: +81-(0)19-621-6064
- (3) Application submission period
From July 12 to July 17, 2024
- *If submitting in person, applications are accepted from 9 a.m. to 4 p.m.

(4) Application documents

Admission Application Form	Fill out a designated form.
Electronic Processing Card	Read the instructions and the example starting on page 16 before filling out the card. The card must be free from marks or damage as it will be processed electronically.
Photo Sheet, Examination Admission Slip, Entrance Examination Fee Receipt Sheet	Affix your photo (4cm long, 3cm wide) to the Photo Sheet. Applicants are required to fill out the area framed in thick lines. Pay the entrance examination fee of 30,000 yen (bank transfer fee will be separately charged) at the counter of Japan Post Bank or post office by using the enclosed Payment Handling Slip. (Do not pay via ATM.) After the bank transfer, make sure that the "Certificate of Bank Transfer Reception (Customer's Copy)" has been date-stamped, and affix the Certificate to the designated area. The entrance examination fee will not be refunded for any reason after the application documents have been received. Note: See "(6) Examination fee waiver" for the examination fee in the area that the Disaster Relief Act applies to.
Transcripts	Transcripts prepared and sealed by the dean of the institution that the applicant attended. Transcripts issued by the certificate issuing machine at the institution that the applicant attended need not be sealed. If they are in a language other than Japanese, please attach a Japanese translation. * Original certificates must be submitted. Failure to submit the original will result in a rejection of your application.
Certificate of Graduation/Completion	The Diploma or Certificate from the institution you attended is required If it is in a language other than Japanese, please attach a Japanese translation. * Original certificates must be submitted. Failure to submit the original will result in a rejection of your application.
Certificate of Bachelor's Degree Conferred or Certificate of Application for the Bachelor's Degree Conferment	Those applying under item (2) need to submit one of the following: (i) Certificate of Degree Conferred (ii) Certificate of Acceptance of Application for Degree Conferred, or a certificate (any format) which clearly indicates that the applicant is "currently applying (or slated for applying) for the degree conferred by the National Institution for Academic Degrees and Quality Enhancement of Higher Education," prepared by the president or principal of the institution you attended. * Original certificates must be submitted. Failure to submit the original will result in a rejection of your application.
Statement of Responsibilities	State the responsibilities you had at an educational institution, public office, private company, or your own business (in any format).
Certificate of Residence (Non-Japanese applicants only)	Non-Japanese applicants are required to submit a Certificate of Residence (a document that clearly shows the individual's status of residence that does not show the "Individual Number" on your My Number card). In addition, applicants living outside of Japan are required to submit either a copy of the passport page that details their identity, an extract of the family register from their home country or a certificate of citizenship.
Return Envelope for Sending Your Examination Admission Slip	Write your address on the designated envelope and affix a 344-yen stamp (express delivery fee) . *Please note that when postage rates are revised, postage stamps will be required for the revised rates.

Label Slip	Fill out a designated form.
Other Documents	Those who have been certified by the individual application qualification screening should submit a copy of the certificate. Application Form for Examination Fee Waiver and all the accompanying documents must be submitted when applying for the fee waiver.

(5) Please be aware that:

- (i) After receipt of your application documents, changes in entries will not be accepted for any reason. Application documents will not be returned.
- (ii) Flawed application documents will not be accepted for any reason.
- (iii) **Before applying, make sure you consult an instructor in the field of specialization you wish to join.** Contact the Admissions Office, Student Services Department, Iwate University (+81-(0)19-621-6064) for their contact information.
- (iv) Promptly contact the office if personal information such as address has changed after submitting the application.
- (v) Admission may be cancelled if any false information is found in the application documents.

(6) Examination fee waiver

In application of the Disaster Relief Act, Iwate University will waive the examination fee for disaster victims to prevent financial hardship from being a deterrent to those wishing to go to graduate school. The Examination Fee Waiver Request should be made at the same time as the application procedure. For details on the application procedure, etc., please check the university website: <https://www.iwate-u.ac.jp/admission/index.html>

6. Selection method

- (1) The selection of enrollees will be assessed comprehensively according to the results of the oral examination and screening of documents.
- (2) In addition to (1) above, a foreign language (English) examination might be given when the division decides that it is necessary (non-Japanese applicants*1 must choose either English or Japanese*2). Applicants who require a foreign language examination will be contacted separately.

*1: Non-Japanese nationals who have graduated from or completed Japanese high school or the equivalent, have graduated from a university in Japan, and/or have permanent residence in Japan are treated in the same way as Japanese applicants.

*2: Non-Japanese applicants who are asked to take a foreign language examination and choose Japanese language will need to submit either (i) or (ii) below. Please prepare in advance. (The Division of Agriculture does not offer the division-specific Japanese examination.)

(i) An original copy of the "Japanese-Language Proficiency Test Certificate of Result and Scores" that verifies that the applicant has passed N1 or N2 level of the Japanese-Language Proficiency Test (JLPT) given by the Japan Educational Exchanges and Services or the Japan Foundation. The certificate must be for a JLPT test taken within two years of the entrance examination day.

(ii) A copy of the examination voucher of the EJU administered by JASSO within two years before the date of the entrance examination, in which the total score of "Listening Comprehension/Listening and Reading Comprehension" and "Writing" in Japanese were both above average (JASSO will confirm the scores with JASSO and confirm that the average score is above average). (The University will confirm that the scores are above the average by confirming the results with the Japan Student Services Organization.)

Note: If you need to take a foreign language examination, you will need to submit a certificate that verifies the test results or score by the deadline designated by the university. Please check the above-mentioned test schedule well in advance. Make sure the certificate is issued on time as it may take a while.

(3) Examination dates, times, and venues

Date	Time	Examination type	Place
August 22, 2024	1:30 p.m.-	Oral examination	Faculty of Agriculture, Iwate University

*Please gather at the Faculty of Agriculture no later than 15 minutes before the examination starts (there will be a sign near the entrance of the Faculty of Agriculture).

*You will be allowed to take the examination only if you arrive within 30 minutes past the start time.

7. Announcement of admission decisions

Admission acceptance letters will be sent by mail to applicants that have been admitted; the examinees' numbers will also be announced as follow:

Time and date	1 p.m., September 5, 2024
Place	Iwate University website (https://www.iwate-u.ac.jp/)

*Individual inquiries on admission decisions will not be answered.

8. Special measures for education methods

The Division of Agriculture implements special provisions on education methods based on Article 14 of the Graduate School Establishment Standards. Students can receive instructions on their research work during special hours or periods including at night or seasonal vacations in consultation with their supervisor.

IV. Entrance Examination for International Students

1. Number of students to be admitted

Graduate Course	Number of students to be admitted
Graduate Course in Plant-biosciences	Open-ended
Graduate Course in Biological Chemistry and Food Sciences	
Graduate Course in Animal Sciences	

*See the table on page 13 for further details of fields of specialization in each graduate course.

2. Application qualification

Non-Japanese nationals, who demonstrate sufficient Japanese or English proficiency for successful academic performance and meet any of the following criteria:

- (1) Have completed 16 years of school education overseas; or are expected to complete such a program by September 2024
- (2) Have completed 16 years of overseas school education by taking a correspondence course offered in Japan by an overseas school; or are expected to complete such a program by September 2024
- (3) Have earned a bachelor's degree (or its equivalent) or expect to do so by September 2024, through completion of a course of study that is no less than three years in length (including courses of study completed in Japan by taking distance learning classes offered by the relevant foreign school and courses of study completed at an educational facility that is part of the relevant foreign country's educational system and which has been designated by the Minister of Education, Culture, Sports, Science and Technology as having the foreign university's program in Japan) at a foreign university or other foreign school (only those for which the overall status of education and research activities, etc., has been evaluated by a party certified by the government of that foreign country or a related organization, or the equivalent to such, as designated separately by the Minister of Education, Culture, Sports, Science and Technology)
- (4) Have completed 15 years of education in an overseas school or are expected to complete such a program by September 2024, and are recognized by the Division of Agriculture as having acquired designated credits with excellent records
- (5) Are recognized by the Division of Agriculture on the basis of an individual application qualification screening to have scholastic abilities equivalent to or higher than college graduates and will be 22 years old or older by September 30, 2024 (must be born on or before October 1, 2002)

*Those who have completed university education in a country in which formal education ending with graduation from a university is less than 16 years in length and whom item (3) does not apply to are subject to the individual application qualification screening in (5).

*Those who intend to apply under item (4) or (5) should refer to "3. Individual application qualification screening."

3. Individual application qualification screening

- (1) Those who intend to apply under item (4) or (5) should submit the documents described in item (3) together with the **Request Form for the Authorization of Application Qualification** (designated form) for preliminary review.

***Please request the Request Form for the Authorization of Application Qualification from the Admissions Office, Student Services Department, Iwate University.**

- (2) Item (4) of "Application qualification" applies to those who meet the following criteria:

- (i) Enrollment period as of the end of September 2024

Those who have enrolled in their institution for three or more years as of the end of September 2024. The period of temporary leave should not be included in the period of enrollment.

- (ii) Acquired credits at the time of application

Those who have earned or expect to earn over 4/5 of the credits required for graduation at their current college/university.

- (iii) Academic records at the time of application

Those who have received grades of 80/100 or higher in 9/10 of the credits earned.

Note 1: Even after passing the entrance examination, admission will not be permitted if it is confirmed by the end of September 2024 that the above-mentioned criteria have not been met.

Note 2: Those granted admission through individual application qualification screening cannot have undergraduate student status and must start graduate school after forfeiting their undergraduate status. This means that they will not be able to take any qualification examinations in which "graduation from universities/colleges" is stipulated as a requirement.

(3) Documents to be submitted

Category	Documents to be submitted	
Application qualification (4)	Statement of reasons (in any format)	State reasons for application and preferred field of specialization.
	A letter of recommendation from a supervisor, etc.	Must be sealed.
	Certificate of Enrollment or Certificate of Enrollment Period	The admission date to your college/university must be stated.
	Transcripts	Must be sealed.
	Document that verifies the course registration criteria and course contents	
Application qualification (5)	Diploma or Certificate of Enrollment	The admission date to your college/university/school must be stated.
	Transcripts	Must be sealed.
	Document that verifies your research history, or Certificate of Employment	Must be prepared by your immediate superior at your company.
	Other	Other documents may be requested as needed.

***1 Original certificates must be submitted. Failure to submit the original will result in a rejection of your application.**

***2 If the transcript/diploma/certificate is in a language other than Japanese, please attach a Japanese translation.**

(4) Document submission period and address

(i) Application submission period: 1st Application: From June 12 to June 14, 2024

(ii) Submit to: Admissions Office, Student Services Department, Iwate University
3-18-8 Ueda, Morioka, Iwate 020-8550, Phone: +81-(0)19-621-6064

***If mailing, the application must be sent as Express Registered Mail and have "Enclosed: Request Form for the Authorization of Application Qualification for the Master's Program of the Graduate School of Arts and Sciences, Division of Agriculture" written on the envelope in red ink.**

***Screening results will be reported to the applicants by July 10, 2024. Those who have been certified need to complete the application procedure within the designated period.**

(5) Applicants might be asked to come to the university for the screening.

4. Application procedure

(1) Application method

Applicants should prepare the application documents specified in (4), etc., and submit them to the University by mail or in person.

If mailing, the application must be sent as **Express Registered Mail** and have **"Enclosed: Entrance Examination for International Students, Application Documents for the Master's Program of the Graduate School of Arts and Sciences, Division of Agriculture"** written on the envelope in red ink.

If applying from outside Japan, please make sure to send it by the international express mail.

(2) Submit to: Admissions Office, Student Services Department, Iwate University
3-18-8 Ueda, Morioka, Iwate 020-8550, Phone: +81-(0)19-621-6064

(3) Application submission period

1st Application: From July 12 to July 17, 2024

***If submitting in person, applications are accepted from 9 a.m. to 4 p.m.**

(4) Application documents

Admission Application Form	Please fill out a designated form. Academic background should start with elementary school admission.
Electronic Processing Card	Read the instructions and the example starting on page 16 before filling out the card. The card must not be folded or bent and must be free from marks or stains since it will be processed electronically. Foreign applicants who don't understand Japanese should submit the Electronic Processing Card without filling it in.
Photo Sheet, Examination Admission Slip, Entrance Examination Fee Receipt Sheet	Affix your photo (4cm long, 3cm wide) to the Photo Sheet. Applicants are required to fill out the area framed in thick lines. Pay the entrance examination fee of 30,000 yen (bank transfer fee will be separately charged) at the counter of Japan Post Bank or post office by using the enclosed Payment Handling Slip. Do not pay via ATM (automated teller machine). After the bank transfer, make sure that the "Certificate of Bank Transfer Reception (Customer's Copy)" has been date-stamped, and affix the Certificate to the designated area. The entrance examination fee will not be refunded for any reason after the application documents have been received. If you live outside Japan and cannot pay at the Japan Post Bank or post office, please pay the examination fee by remittance abroad. For payment methods, refer to page 11; and when applying, submit a copy of the Foreign Remittance Request.

	The entrance examination fee will not be collected from foreign students who are receiving scholarships from the Japanese government, so make sure to attach the Certificate of Government-Sponsored Foreign Student. Note: See "(6) Examination fee waiver" for the examination fee in the area that the Disaster Relief Act applies to.
Transcripts	Transcripts prepared and sealed by the dean of the institution that the applicant attended. Transcripts issued by the certificate issuing machine at the institution that the applicant attended need not be sealed. If they are in a language other than Japanese, please attach a Japanese translation. * Original certificates must be submitted. Failure to submit the original will result in a rejection of your application.
Diploma/Certificate of Completion or Certificate of Expected Graduation/Completion	The Diploma or Certificate from the institution you attended is required. If it is in a language other than Japanese, please attach a Japanese translation. * Original certificates must be submitted. Failure to submit the original will result in a rejection of your application.
Certificate of Residence	Please submit a Certificate of Residence (a document that clearly shows the individual's status of residence that does not show the "Individual Number" on your My Number card). In addition, applicants living outside of Japan are required to submit either a copy of the passport page that details your identity, an extract of the family register from your home country or a certificate of citizenship.
Return Envelope for Sending Your Examination Admission Slip	Write your address on the designated envelope and affix a 344-yen stamp (express delivery fee) .
Label Slip	Please fill out a designated form.
Other Documents	Those who have been certified by the individual application qualification screening should submit a copy of the certificate.

***If the transcript/diploma/certificate is in a language other than Japanese, please attach a Japanese translation.**

- (5) Please be aware that:
- (i) After receipt of your application documents, changes in entries will not be accepted for any reason. Application documents will not be returned.
 - (ii) Flawed application documents will not be accepted for any reason.
 - (iii) **Before applying, make sure you consult an instructor in the field of specialization you wish to join.** Contact the Admissions Office, Student Services Department, Iwate University (+81-(0)19-621-6064) for their contact information.
 - (iv) Promptly contact the office if personal information such as address has changed after submitting the application.
 - (v) Admission may be cancelled if any false information is found in the application documents.
- (6) Examination fee waiver
In application of the Disaster Relief Act, Iwate University will waive the examination fee for disaster victims to prevent financial hardship from being a deterrent to those wishing to go to graduate school. The Examination Fee Waiver Request should be made at the same time as the application procedure.
For details on the application procedure, etc., please check the university website:
<https://www.iwate-u.ac.jp/admission/index.html>
- (7) Payment of the examination fee by Foreign Remittance
Please remit the examination fee through overseas financial institutions by following the procedure below. The transaction may take time, so complete the necessary procedures in plenty of time. Please make sure that your payment will be deposited in the designated bank account by July 17, 2024. After the remittance, please submit a copy of the Foreign Remittance Request along with your application documents, etc.
- Type of transfer: telegraphic transfer
 - Payment method: advise and pay
 - Remittance fee paid by: payer account
 - Transfer Amount: 30,000 yen
 - Purpose of transfer: application fee
 - Please remit your payment to the following financial institution:
 - MIZUHO BANK, LTD.
 - MORIOKA BRANCH
 - Bank address: 1-5-8 Nakanohashidori, Morioka, Iwate, 020-0871 JAPAN
 - TEL: +81-19-622-2162
 - Ordinary Deposit Account # 8046384
 - SWIFT Code: MHCBJPJT
 - Payee: Iwate University

Note: The name of the payer must be the same as that of the applicant. All charges such as bank fees will be incurred by the payer; confirm with your financial institution to ensure successful payment of your examination fee of 30,000 yen into the designated account by the due date.

5. Selection method

- (1) The selection of enrollees will be assessed comprehensively according to the results of the academic achievement test (oral examination, presentation examination) and screening of documents.

Applicants will be asked to give a presentation on their undergraduate research (including research and development work at a business enterprise) during the presentation examination. The presentation should be around 15 minutes and in Japanese or English. An oral examination will follow on the presentation and a related specialized subject. The presentation should be given using PowerPoint or the equivalent and focus on the purpose, background, results, and future challenges of the research and research plans for the future including after joining the course. Applicants who haven't started undergraduate research should present future research plans (including the purpose and background). A projector will be provided for the presentation. Please bring your own computer with an HDMI (type A) connector port or a D-sub 15 pin standard connection port for the projector.

- (2) Examination dates, times, and venues

Date	Time	Examination type	Place
August 22, 2024	1:30 p.m.-	Presentation examination Oral examination	Faculty of Agriculture, Iwate University

*Please gather at the Faculty of Agriculture no later than 15 minutes before the examination starts (there will be a sign near the entrance of the Faculty of Agriculture).

*You will be allowed to take the examination only if you arrive within 30 minutes past the start time.

- (3) Allocation of points for an examination

Course name	Presentation examination Oral examination	Total
Graduate Course in Plant-biosciences Graduate Course in Biological Chemistry and Food Sciences Graduate Course in Animal Sciences	200	200

6. Announcement of admission decisions

Admission acceptance letters will be sent by mail to applicants that have been admitted; the examinees' numbers will also be announced as follows:

Time and date	Place
1:00 p.m., September 5, 2024	Iwate University website (https://www.iwate-u.ac.jp/)

*Individual inquiries on admission decisions will not be answered.

○ Course subjects

Graduate Course	Specialized subject (field of specialization)
Graduate Course in Plant-biosciences	Crop Science
	Horticultural Science
	Pomology
	Plant Breeding Science
	Agricultural Technologies
	Applied Entomology
	Plant Pathology
	Plant Molecular Physiology
	Plant Molecular Genetics
Graduate Course in Biological Chemistry and Food Sciences	Nutritional Chemistry
	Integrative Systems Biology
	Food Chemical Engineering
	Chemical Biology
	Biochemistry
	Applied Microbiology
	Plant Nutrition Physiology
	Soil Science
	Molecular Biology
	Cell Biology
Graduate Course in Animal Sciences	Biomolecular Science
	Animal Nutriology
	Animal Genetic Thremmatology
	Theriogenology
	Animal Resources Utilization
	Animal Management
	Animal Physiology
	Grassland Science
	Microbiology

V. Summary of Registration Procedure

The registration procedure is summarized below. Detailed information will be provided in the registration documents which will be sent to admitted applicants.

(1) Payment to the university

Matriculation Fee	282,000 yen (expected amount)
Tuition (annual amount)	535,800 yen (expected amount)

Note 1: The figures above are expected amounts; therefore, in the event that the payment amounts are amended at the time of your registration or while you are enrolled, the new payment amounts will be in effect thereafter.

Note 2: International students sponsored by the Japanese government are exempt from paying the matriculation fee and tuition.

(2) Admitted applicants will be notified of: the payment methods for the university fees and Personal Accident Insurance for Students pursuing Education and Research; and the application method and required documents for matriculation fee and tuition waiver.

VI. Extended Enrollment System

The Division of Agriculture offers an option for students with special circumstances (see Note 1) to complete their curricula within four years in a planned manner, rather than the standard two years. Those requesting this option will be screened for qualification.

The total tuition for extended enrollment is the same amount as for the standard program of two years.

The application method for extended enrollment will be notified to applicants that have been admitted.

Note 1: Eligibility:

- (i) Working students (those who work eight hours a day, three or more days a week; or those who work four hours a day, four or more days a week, and have been employed continually for six or more months)
- (ii) Homemakers and/or those raising children
- (iii) Those who are not categorized as above but are supporting themselves financially
- (iv) Others who are deemed eligible by the school

Note 2: In general, there is no special curricula provided for extended enrollment students.

Please contact the Student Services Division (+81-(0)19-621-6077), Student Services Department, Iwate University for detail.

VII. Personal Information Management

Personal information will be handled in accordance with the "Act on the Protection of Personal Information." and "Iwate University Personal Information Management Rules."

1. Personal information provided in the application, such as name, address and other information, is only used for (i) admissions (application process, entrance examination), (ii) announcement of successful candidates, (iii) admission procedures, (iv) Student Support Related Services (scholarship information and application, student dormitory information, etc.), and (v) procedures for completion of research student program (only for those who are enrolled as research students at Iwate University).
2. Entrance examination results are used as research material for the future development of the admission method.
3. In regard to (1) and (2) above, part of the work will be outsourced to an outside company by Iwate University. Accordingly, all or part of the personal information will be provided to the outsourced company for it to complete the commissioned work.
4. Personal information and examination results for admission of enrolled students will be used by (i) the registrar (e.g., student registration, curriculum support), (ii) student life support (e.g., health management, career guidance, tuition fee exemption and scholarship application), and (iii) tuition fee collection.

VIII. Preliminary Consultation for Applicants with Disabilities

Those wishing to apply for enrollment in the Division of Agriculture, who require special consideration for taking the examination and during the course of study due to physical disability, illness, etc., should submit the form "Preliminary Consultation" (next page).

We may conduct an interview with the applicant or someone who is able to speak on behalf of the applicant, such as a person involved in the applicant's institution.

- (1) Submit to: Admissions Office, Student Services Department, Iwate University
3-18-8 Ueda, Morioka, Iwate 020-8550, Phone: +81-(0)19-621-6064
- (2) Application submission period: June 14, 2024

IX. Inquiries

Contact:

Admissions Office, Student Services Department, Iwate University

3-18-8 Ueda, Morioka, Iwate 020-8550, Phone: +81-(0)19-621-6064 (Monday to Friday, 9 a.m. to 5 p.m. except for public holidays and university closure days (August 9 to 18, December 28 to January 5))

Date:

To the President of Iwate University

Name:

(Relationship to the applicant:)

Address:

Tel:

Preliminary Consultation

I would like to consult on my condition as described below prior to application. Please see the accompanying documents.

1. Applicant's Name

Reading in hiragana Name	Male Female	Date of Birth	Year:	Month:	Day:
Current Address	Postal code:		Phone:		
Previous Institution	Phone:				

2. Choice of Graduate School

Graduate School, Division, and Course	Graduate School: Division: Course:
---	--

3. Type and degree of disability

4. Special needs and consideration for taking the examination

5. Special needs and consideration during the course of study

6. Special arrangements made at the previous institution

7. Notes on daily life

8. Accompanying documents

- (1) Medical examination report
- (2) Other

Note 1: Please have this form filled out by your previous institution.

Note 2: Please describe in detail on "6. Special arrangements made at the previous institution."

Note 3: If this form does not give you enough space, you can write on another piece of paper as necessary.

Note 4: Please make sure that a medical examination report or a photocopy of one is attached.

Note 5: Please leave the fields marked with an asterisk (*) blank.

*For official use only

X. Electronic Processing Card and Example































1. Instructions

- (1) Please fill out the Electronic Processing Card in the following manner.
 - (i) Please leave fields "for official use only" blank.
 - (ii) "Continuing to a higher level of education" under "5. Personal status" is for those who are expecting to graduate from university/college or other institution.
 - (iii) Codes in fields 3-10 must be written properly with appropriate numbers in accordance with the **writing format** specified below.
 - (iv) Print your name with proper kanji if any.
- (2) JIS Level 1 and 2 kanji characters must be used for names as they will be electronically processed.
If electronically unprocessable kanji characters (other than JIS 1 and 2) are used, they will be replaced with similar characters or hiragana for registration.
(Example) "吉岡" → "吉岡"
Non-Japanese applicants must print their name in the roman alphabet as it appears on their residence card or passport.
- (3) Write solid and proper characters using an **HB mechanical pencil (0.5mm lead)** on the card.
- (4) Erase any errors completely using a plastic eraser.
- (5) The card must not be folded or bent and must be free from marks or stains.

2. Writing format

0 1 2 3 4 5 6 7 8 9

Writing numbers properly (pay closer attention to notes marked with O.)

 Avoid circles.	 ,  cannot be recognized.	 ^{Note} The vertical line sticks out.	 ,  cannot be recognized.
 Straight down.	 ,  cannot be recognized.	 Long top with no opening on the bottom.	 ,  cannot be recognized.
 Don't tilt the bottom.	 ,  cannot be recognized.	 Add a hook and make the bottom vertical.	 ,  cannot be recognized.
 The middle sticks out.	 ,  cannot be recognized.	 ^{Note} Cross here and make sure the bottom is larger	 ,  cannot be recognized.
 ^{Note} The line is long enough.	 ,  cannot be recognized.	 Long bottom with no opening on top.	 ,  cannot be recognized.

3. Example

Electronic Processing Card (Graduate School, Transfer)

Use a HB mechanical pencil (0.5mm lead).

1. Examination number (For official use only.)

8	8	8	8	8
---	---	---	---	---

2. Name (Print. Leave a space between the family and first names)

(Kanji) 宮 澤 み ず き

(Katakana) ミ ヤ ザ ワ ミ ズ キ

3. Nationality/Sex

Japanese/Male: 1 Japanese/Female: 2
Other/Male: 3 Other/Female: 4

Code
2

4. Examination classification General: 1 By Recommendation: 2
For Working People (including current faculty members): 3
For International Student: 4

Code
1

5. Personal status Continuing to higher level of education: 1 Working: 2
Faculty member (including from Board of Education): 4
International: 5 Other: 6

Code
1

6. Student number (For Iwate University students except for research fellows. Research fellows must fill out item 7 and onward.)

8	8	8	8	8	8	8	8
---	---	---	---	---	---	---	---

Those who filled out item 6 can skip the following. Iwate University research fellows must fill out the following items.

7. Date of birth

YYYY 2 0 0 1 MM 0 5 DD 0 7

8. Previous institution (Do not abbreviate.)

Name 花 巻 大 学

Faculty/
Division 農 学 部

9. Institution type Iwate University: 1 Other university: 2 Junior college: 3 National Institute of Technology: 4
Post-secondary course of a specialized training college: 5 Institution abroad: 6 Other: 7

Code
2

10. Graduation/Completion

YYYY 2 0 2 4 MM 0 9

Expected graduation/completion: 1
Graduation/completion: 2 Withdrawal: 3

Code
1

11. Domicile by birth (Nationality for international students)

Domicile 岩 手 県

Code
8

12. Government-sponsored international students, etc. (For official use only.)

Note 1: 2, 8, and 11 must be filled out in kanji or katakana.

Note 2: 3, 4, 5, 9, and 10 must be filled out with codes (numerical characters).

Instructors and their Fields of Specialization

Graduate Course in Plant-biosciences

(As of April 1, 2024)

Name	Title	Field of Specialization
ISOGAI Masamichi	Professor	Plant Pathology, Plant Virology
KANAZAWA Toshinari	Professor	Vegetable and Floriculture Science
KOMORI Sadao	Professor	Pomology
SAHARA Ken	Professor	Applied Entomology, Insect Molecular Cytogenetics
SHIMONO Hiroyuki	Professor	Crop Science
TATSUZAWA Fumi	Professor	Vegetable and Floriculture Science
HATAKEYAMA Katsunori	Professor	Plant Breeding Science
RAHMAN Abidur	Professor	Plant Molecular Physiology, Plant Hormone Biology
KAWAHARADA Yasuyuki	Associate Professor	Pomology, Plant Rhizosphere Science
KAWAMURA Yukio	Associate Professor	Plant Molecular Physiology, Plant Physiology under harsh conditions
MATSUNAMI Maya	Associate Professor	Crop Science
YAEGASHI Hajime	Associate Professor	Plant Pathology, Plant Virology
AN Ying	Lecturer	Applied Entomology, Insect Physiology
WATANABE Manabu	Assistant Professor	Agricultural Technologies, Cold Climate Pomology
■NISHIHARA Masahiro	Visiting Professor	Plant Molecular Genetics, Plant Genetic Engineering
■ABE Akira	Visiting Associate Professor	Plant Molecular Genetics, Plant Breeding Science

Graduate Course in Biological Chemistry and Food Sciences

Name	Title	Field of Specialization
ITO Kikukatsu	Professor	Molecular Biology, Plant Physiology
ITO Yoshiaki	Professor	Nutritional Chemistry, Molecular Nutrition
*KIMURA Ken-ichi	Professor	Chemical Biology
SUZUKI Yuji	Professor	Plant Nutrition Physiology
NISHIYAMA Ken-ichi	Professor	Molecular Biology, Biochemistry
MIYAZAKI Masao	Professor	Biomolecular Science, Analytical Chemistry
YAMASHITA Tetsuro	Professor	Biochemistry
YAMADA Miwa	Professor	Applied Microbiology
WIRIYASERMKUL Patama	Associate Professor	Integrative Systems Biology
SAITOH Yasushi	Associate Professor	Cell Biology, Genomics
TATEISHI Takahiro	Associate Professor	Soil Science, Soil Biochemistry

Graduate Course in Animal Sciences

Name	Title	Field of Specialization
KITA Kazumi	Professor	Animal Nutriology, Livestock Feed and Nutrition, Feed Functions
SAWAI Ken	Professor	Theriogenology, Animal Reproduction Engineering
DEGUCHI Yoshitaka	Professor	Animal Management, Animal Behavior Science
NISHIMUKAI Megumi	Professor	Animal Physiology, Lipid Physiology
MURAKAMI Kenji	Professor	Microbiology, Infectious Diseases
HIRATA Toh-ichi	Associate Professor	Livestock Theriogenology, Animal Reproduction Engineering
FUJII Takashi	Associate Professor	Animal Genetic Breeding
MAKINO Ryosuke	Associate Professor	Animal Nutriology
MURAMOTO Takayuki	Associate Professor	Animal Resources Utilization, Meat Science

Instructors marked with ■ are affiliated with the Iwate Biotechnology Research Center.

Instructors marked with * will retire in March 2025 and instructors marked with ☆ will retire in March 2026. If you are considering to join their field of specialization, please check on the availability of instructors when you consult as in (iii) of "Please be aware that:".